





 2,08 m	 7	 4 109 x 187 120 x 194
 2560 <sup>(1)</sup> /3200 <sup>(2)</sup>	 42 L	
 65 L Clean water 35 L Waste water	 2000 L max (modular)	
 2.0 L – 130 hp 96 kW/360 Nm	 6-speed manual gearbox	

## LIVING CELL

- 7 registered seats, including 4 ISOFIX mounts
- Bed of the pop up roof alu frame with tulips
- Reinforced XPS insulation (thermal insulation and soundproofing)
- Ample storage, laminated coating, impact- and water-resistant, easy to clean
- Table stored in the sliding door
- Hob with 2 burners and sink
- Refrigerator with freezer
- Interior window insulation (cab/living cell)
- Ample sockets: 5x USB, 2x 12 V, 3x 230 V
- Drawer under the bench
- Pocket at the rear of the bench (ladder)
- Multiple coat hanger right rear panel
- Handle at the entrance
- Spice storage at the side of the kitchen
- Tripod to put the table outside
- Lights and hangers on tailgate
- External shower
- 4 securing latches for the rails
- Led stripes in the furniture
- Body fully covered with thermoformed parts

## CHASSIS

- Halogen headlights with LED running lights
- Automatic headlights
- Front fog lights
- Headlight exit delay
- Quickclear heated windscreen
- Automatic front wipers with rain sensor
- 16" alloy wheels
- Right-hand side loading door
- Chrome radiator grille surround
- Side protections, front/rear bumpers and door handles matching the body colour
- Front and rear mud flaps
- Extra tinted windows
- Power folding door mirrors
- Twin airbag
- Speed limiter/cruise control
- Front and rear park assist
- Hill start assist
- Electronic stability programme (ESP) with ABS
- Manual air conditioning with pollen filter
- Remote central locking
- Audio system with 8" colour screen
- Steering wheel with height and depth adjustment
- Onboard computer
- Maintenance indicator
- Heated driver and passenger seats, with multiple settings, including height adjustment, with armrest
- Electric front windows
- Glove box with lockable cover
- Ford ecomode driver information system
- 12 V power socket on the dashboard
- Washable rubber floor mat (cab)
- Leather steering wheel
- Leather gearknob
- Screenwash low level sensor

## PACKS & OPTIONS

- 2.0 l 170 hp (125 kw) engine
- 6-speed automatic gearbox
- **Living pack:** heating using the vehicle fuel source (2000 W), 12 V-230 V (600 W) converter, portable toilet, electric step, heated waste water tank
- **Outdoor pack :** bike rack (2 bikes) + outside awning
- **Body colour + roof :** Lunar grey, Magnetic Grey, Azure Blue, Orange Glow, Blazer Blue, Diffused Silver, Race Red, Grey Matter
- All-season tyres and tyre pressure monitoring system
- Tow bar
- Solar panel
- Additional mattress topper
- Roof rack
- Roof insulation
- Sliding door flyscreen
- Reversing camera

(1) Train weight (includes the weight of the driver (75 kg) and 1 litre of clean water, 90% fuel and 90% gas)

(2) Gross vehicle weight