










White



options

| | | |
|--|---|---|
|  2,08 m |  5 |  4 120 x 200 114 x 187 |
|  2498 ⁽¹⁾ /3000 ⁽²⁾ |  42 L | |
|  50 litres clean water 30 litres waste water |  260 L <----> 2200 L | |
|  2.0 L – 130 hp 96 kW/360 Nm |  6-speed manual gearbox | |

LIVING CELL

- 5 registered seats, including 2 ISOFIX mounts
- Pop-up roof with bed on the "tulip" base (ladder included)
- Reinforced XPS insulation (thermal insulation and soundproofing)
- Ample storage, laminated coating, impact- and water-resistant, easy to clean
- Removable table
- Hob with 2 burners, sink, and refrigerator with freezer
- Interior window insulation (cab/living cell)
- Water outlet with shower head
- Ample sockets : 3x USB, 2x 12 V, 3x 230 V

CHASSIS

- **Halogen headlights with LED running lights**
- **Front fog lights**
- Headlight exit delay
- 15" steel wheels with trims
- Right-hand side loading door
- **Front bumper matching the body colour**
- Black side protections
- Front and rear mud flaps
- Tinted windows
- **Heated electric door mirrors, matching the body colour**
- Twin airbag
- Stop & Start
- **Speed limiter/cruise control**
- **Front and rear park assist**
- Hill start assist
- Electronic stability programme (ESP) with ABS
- Manual air conditioning with pollen filter
- Remote central locking
- DIN format audio system, with DAB digital radio, Bluetooth®, USB socket, steering wheel controls, 4 speakers
- 4G connectivity with FordPass Connect onboard modem
- Steering wheel with height and depth adjustment
- Onboard computer
- Maintenance indicator
- Heated driver and passenger seats, with multiple settings, including height adjustment, with armrest
- Electric front windows
- Ford EcoMode driver information system
- 12 V power socket on the dashboard
- Washable rubber floor mat (cab)
- **Leather steering wheel**
- **Screenwash low level sensor**

OPTIONS

- **Body colour:** Lunar grey, Magnetic grey, Azure blue, Orange glow

(1) Train weight (includes the weight of the driver (75 kg) and 1 litre of clean water, 90% fuel and 90% gas)
(2) Gross vehicle weight